


TTJ-TTJ3 Sliding Saddle Placement

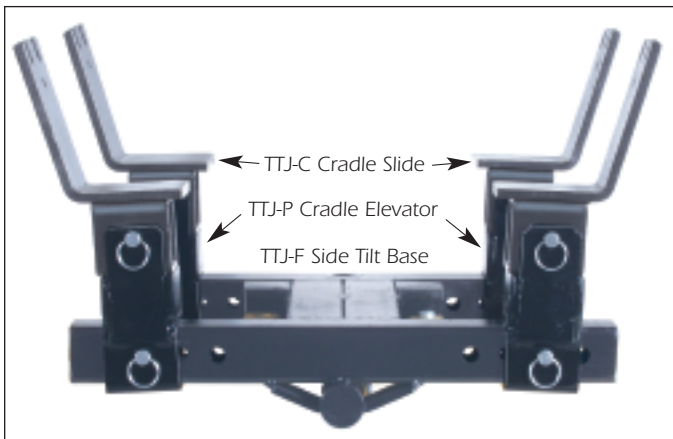
Operating Instructions

July 19, 2004




#1 Regular Flat Bottom Transmissions

- 1 Slide the TTJ-C Cradle Slides onto the Side Tilt Base as shown.
- 2 Make sure the Cradle Slides are pinned to the Side Tilt Base where they will provide maximum support for the transmission.
- 3 Bolt the Cradle Chain to one Cradle Slide, pass it over the transmission, and then bolt the chain to the other Cradle Slide with the least amount of slack possible.



#2 Transmissions - Long-bodied and/or With Under-hanging PTOs

- 1 Remove any TTJ-C Cradle Slides that may be on the Side Tilt Base and slide on the TTJ-P Cradle Elevators.
- 2 Assemble the Cradle Slides to the Cradle Elevators as shown with the bolts or pull pins provided.
- 3 Make sure the Cradle Elevators are pinned to the Side Tilt Base where the Cradle Slides will provide maximum support for the transmission.
- 4 Bolt the Cradle Chain to one Cradle Slide, pass it over the transmission, and then bolt the chain to the other Cradle Slide with the least amount of chain slack possible.



Transmissions - 5-Speed and/or with Rounded Lower Cases

- 1 Remove any TTJ-C Cradle Slides that may be on the Side Tilt Base and slide on the TTJ-P Cradle Elevators.
- 2 Assemble the Cradle Slides to the Cradle Elevators as shown or reverse them. In either case have part of the Cradle Slide's square tube angled down and between the Cross-Over Plates as shown.
- 3 Slide the Cradle Elevators to where you think they are properly spaced; then pin them to the Side Tilt Base.
- 4 Place the Cradle Chain into the slots on the Cradle Slides to where the bottom of the chain loop is about 2" from the Side Tilt Base.
- 5 Make sure the chain at the tip of each Cradle Slide is contacting the transmission case. The chain should fully support the load by not touching the Side Tilt Base; but at the same time the bottom loop of the chain must not be more than 2" above it.
- 6 Bolt the Cradle Chain to the Cradle Slide that has the excess chain, pass it over the transmission, and then bolt the chain to the other Cradle Slide with the least amount of slack possible.